


EMBC-1000

3.5" Embedded Single Board Computer with Intel® Core™ i7/i5/i3 SoC (Kaby Lake/Skylake-U), 2 GigE LAN, 4 USB 3.0, 5 COM, 16 GPIO, 2 Mini PCIe, SUMIT, High Performance, Fanless, Extended Temperature



Features

- Intel® Core™ i7/i5/i3 U-series SoC (Kaby Lake-U/Skylake-U) supports up to 3 independent Full HD displays
- Fanless, -40°C to 85°C Operating Temperature
- 9V to 36V DC Power Input
- DDR4 2400/2133 MHz memory, up to 32GB
- DisplayPort, DVI, and dual channel 24-bit LVDS display interfaces, up to 4K displays
- Dual independent GigE LAN support iAMT 11.0
- 2 Mini PCIe sockets for 3G/4G/LTE/WiFi/GPRS/UMTS
- 4 USB 3.0, 5 COM, 16 GPIO
- Easy to customize for low-profile system applications
- Full function SUMIT A, B expansion
- One-stop SUMIT expansion Design & Manufacturing Services



Specifications

System	
Processor	Intel® Core™ i7/i5/i3 U-series SoC (Kaby Lake-U/Skylake-U), up to 4M Cache, 3.9GHz
Chipset	Intel® SoC
BIOS	AMI
SIO	IT8786E
Memory	1 DDR4 2400/2133 MHz SO-DIMM, up to 32GB
Graphics	
Graphics Processor	Intel® HD Graphics 620/520
Interface	<ul style="list-style-type: none"> ▪ DVI-D : Up to 1920 x 1080 @ 60Hz ▪ DisplayPort : Up to 3840 x 2160 @ 60Hz ▪ LVDS : Dual channel 24-bit, up to 1920 x 1200 @ 60Hz
Ethernet	
LAN 1	Intel® I219LM GigE LAN supports iAMT 11.0
LAN 2	Intel® I210 GigE LAN
Audio	
Audio Codec	Realtek ALC888S-VD, 7.1 Channel HD Audio
Audio Interface	1 Mic-in, 1 Line-out, 1 Mic-in
I/O Interface	
Front I/O	<ul style="list-style-type: none"> ▪ 1 DVI-D Connector ▪ 1 DisplayPort Connector ▪ 4 USB 3.0 Connector ▪ 2 RJ45 Connector ▪ 1 COM RS-232/422/485 Connector
Internal I/O	<ul style="list-style-type: none"> ▪ 1 ATX 4-Pin Power Connector ▪ 1 SUMIT A Connector ▪ 1 SUMIT B Connector ▪ 4 COM RS-232/422/485 Connector ▪ 2 Mini PCIe Connector ▪ 1 SIM Card Socket ▪ 1 DDR4 SO-DIMM Socket ▪ 1 LVDS Connector ▪ 1 LVDS Backlight Connector ▪ 2 SATA Connector ▪ 1 SATA Power Connector ▪ 2 USB 2.0 Connector for 4 USB Port ▪ 1 GPIO Connector ▪ 1 Fan Connector
Storage	
SATA	2 SATA III (6Gbps)
mSATA	1 SATA III (Mini PCIe Type, 6Gbps)

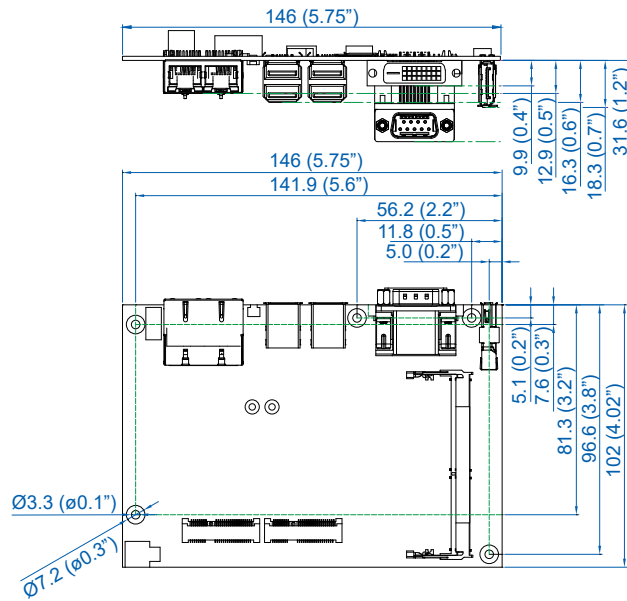
Expansion	
Mini PCIe	2 Mini PCIe Socket : <ul style="list-style-type: none"> ▪ 1 Full-size for PCIe/USB/SIM Card ▪ 1 Full-size for PCIe/USB/Optional mSATA
SUMIT A, B	2 SUMIT Slot (Optional)
Power	
Power Input	9V to 36V, DC-in
Power Interface	ATX Power Connector
Others	
Watchdog Timer	Reset : 1 to 255 sec./min. per step
Smart Management	Wake on LAN, PXE supported
HW Monitor	Monitoring temperature, voltages. Auto throttling control when CPU overheats.
Software Support	
OS	Windows 10, Windows 8.1, Windows 7, Linux
Mechanical	
Dimensions (W x L)	146mm x 102mm (5.75" x 4.02")
Environment	
Operating Temperature	-40°C to 85°C (-40°F to 185°F)
Storage Temperature	-40°C to 85°C (-40°F to 185°F)
Humidity	5% to 95% Humidity, non-condensing
Relative Humidity	95% @ 85°C
Certification	CE, FCC

Packing List


EMBC-1000 3.5" SBC		x1
Driver/User Manual DVD		x1
Cable Kit	<ul style="list-style-type: none"> ▪ COM Port Cable x2 ▪ SATA Data Cable x1 ▪ SATA Power Cable x1 ▪ USB 2.0 Cable x1 ▪ Audio Cable x1 	x1

Dimensions

Unit : mm/ inch



Top View



Order Information

EMBC-1000-7600U	EMBC-1000 SBC, Intel® Core™ i7-7600U, 2 GigE LAN, 5 COM, 4 USB 3.0, 4 USB 2.0
EMBC-1000-600U	EMBC-1000 SBC, Intel® Core™ i7-6600U, 2 GigE LAN, 5 COM, 4 USB 3.0, 4 USB 2.0
EMBC-1000-300U	EMBC-1000 SBC, Intel® Core™ i5-6300U, 2 GigE LAN, 5 COM, 4 USB 3.0, 4 USB 2.0
EMBC-1000-100U	EMBC-1000 SBC, Intel® Core™ i3-6100U, 2 GigE LAN, 5 COM, 4 USB 3.0, 4 USB 2.0
EMBC-1000-955U	EMBC-1000 SBC, Intel® Celeron® 3955U, 2 GigE LAN, 5 COM, 4 USB 3.0, 2 USB 2.0
EMBC-1000E-600U	EMBC-1000 SBC, Intel® Core™ i7-6600U, 2 GigE LAN, 5 COM, 4 USB 3.0, SUMIT
61-13Q1009-0DA	COM Port Cable
61-13B0707-386	SATA Data Cable
61-13P0430-08A	SATA Power Cable
61-193102U-156	USB 2.0 Cable
61-13T10LM-3CG	Audio Cable
61-13S33KM-3CG	KB/MS Cable
75-VI1HSK3-S10	Heat Sink
75-VI1HSP4-S10	Heat Spreader
ESM-100	SUMIT Card with 3 Mini PCIe
FSM-100	SUMIT Card with 2 100BASE-FX Fiber LAN
FSM-200	SUMIT Card with 2 GigE Fiber LAN
FSM-710-BM2	SUMIT Card with 2 10GigE SFP+ LAN
LSM-100	SUMIT Card with 3 GigE LAN
LSM-550-AT2	SUMIT Card with 2 10GigE LAN
VSM-200	SUMIT Card with 8/4 Channel Software Compression/Video Capture
4G Module	Mini PCIe 4G/GPS Module with Antenna
WiFi & Bluetooth Module	Mini PCIe WiFi & Bluetooth Module with Antenna